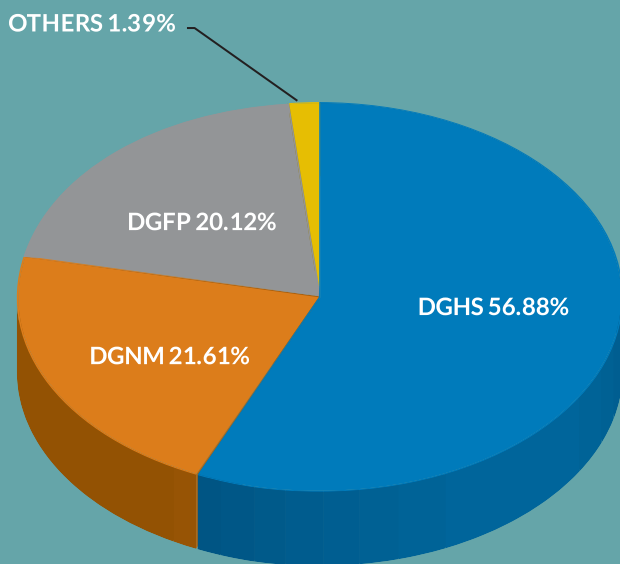




Government of the People's Republic of Bangladesh
Ministry of Health and Family Welfare

HRH DATA SHEET - 2023

Distribution of Workforce (Sanctioned Post) among Different Directorates and Offices under MOHFW (%)



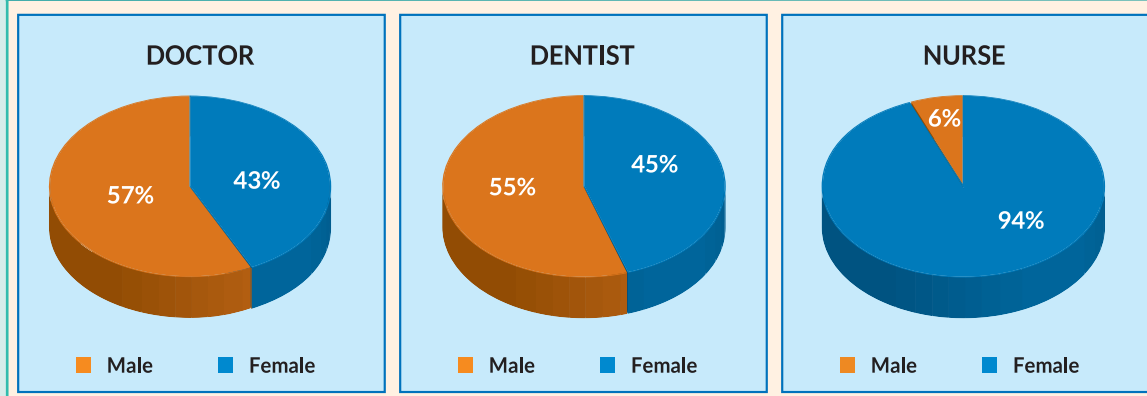
HRH DATA SHEET - 2023

A: Availability of Different Categories of Health Workforce in Bangladesh

Sl.	Type of Health Workforce	Number		
		Male	Female	Total
1	Registered MBBS Graduate	70253	53600	123853
2	Estimated Number of Doctor (MBBS) available in the Country	57607	43952	101559
3	Registered BDS Graduate	7133	5807	12940
Registered Nursing and Midwifery Practitioner				
4	i) Registered Nurse			
	a) B Sc.	861	8853	9714
	b) Diploma	4130	72073	76203
	Total	4991	80926	85917
	ii) Registered Midwife (Diploma)	NA	7230	7230
Health Practitioner with Diploma in Medical Faculty (DMF)				
5	a) Registered with BMDC	15215	11707	26922
	b) Student Completed DMF			45708
Registered Pharmacy Practitioner				
6	a) Pharmacist (Grade-A)			18921
	b) Diploma Pharmacist (Grade-B)			15735
	c) Pharmacy Technician (Grade-C) (3-month training course)			148202
Health Practitioner with Diploma in Medical Technology (DMT)				
7	a) Lab Technology			14446
	b) Radiotherapy			668
	c) Radiology & Imaging			4352
	d) Physiotherapy			3164
	e) Sanitary Inspector Training			2704
	f) Dental Technology			4846
	g) OT Assistance			313
	h) IC Assistance			230
	i) Prosthetics and Orthotics			56
	j) Cardiology			16
Registered Homeopathic Medicine and Surgery Practitioner				
8	a) Bachelor	2565	901	3466
	b) Diploma	25040	15814	40854
Registered Unani Medicine and Surgery Practitioner				
9	a) Bachelor	576	224	800
	b) Diploma	2970	661	3631
	c) Certified Unani Professional (1-month training course)	4196	245	4441
Registered Ayurvedic Medicine and Surgery Practitioner				
10	a) Bachelor	480	186	666
	b) Diploma	1318	237	1555
	c) Certified Ayurvedic Professional (1-month training course)	3445	111	3556
11	Registered Family Welfare Visitor (FWV)	NA	7234	7234
12	Registered Community Paramedic	1253	1639	2892
13	Registered Community Based Skilled Birth Attendant (CSBA)	NA	9419	9419

HRH DATA SHEET - 2023

Distribution of Major Categories of Available HWF by Sex (%)



B. Availability of Different Categories of Health Professionals' Education Institution (Undergraduate) and Number of Seat in Bangladesh (by Degree)

Sl	Description*	Number of Institution			Number of Seat		
		Govt.	Non-Govt.	Total	Govt.	Non-Govt.	Total
1	MBBS	39	77	116	4500	6828	11328
2	BDS	10	26	36	545	1410	1955
3	Diploma in Medical Faculty	16	200	216	1082	12824	13906
Nursing and Midwifery							
4	a) B Sc. in Nursing	39	154	193	2475	7365	9840
	b) Diploma in Nursing Science & Midwifery	47	351	398	2780	17390	20170
	c) Diploma in Midwifery	62	109	171	1825	3930	5755
	d) Post Basic/Public Health Nursing	11	120	131	750	4795	5545
	e) Post Basic B Sc. in Midwifery	4	5	9	80	160	240
	f) Specialized Diploma (6 Courses**)	1	8	9	-	200	200
Diploma in Medical Technology							
5	a) Lab Technology	23	103	126	965	4357	5322
	b) Radiotherapy	8	6	14	160	230	390
	c) Radiology & Imaging	18	33	51	705	1065	1770
	d) Physiotherapy	9	32	41	450	960	1410
	e) Sanitary Inspector Training	8	1	9	400	100	500
	f) Dental Technology	8	69	77	405	2168	2573
	g) Operation Theatre Assistance	1	5	6	25	255	280
	h) Intensive Care Assistance	1	4	5	25	180	205
	i) Prosthetics and Orthotics	-	1	1	-	10	10
	j) Cardiology	-	1	1	-	5	5
	k) Cardiac Perfusion	-	1	1	-	5	5
	l) Occupational Therapy	-	1	1	-	50	50
Pharmacy							
6	a) Bachelor (B Pharm)	13	30	43	610	3510	4120
	b) Diploma	17	41	58	781	1855	2636
Homeopathic Medicine and Surgery							
7	a) Bachelor	1	1	2	50	100	150
	b) Diploma	-	66	66	-	3300	3300
Unani Medicine and Surgery							
8	a) Bachelor	1	3	4	25	140	165
	b) Diploma	1	16	17	50	1300	1350

HRH DATA SHEET - 2023

Ayurvedic Medicine and Surgery							
9	a) Bachelor	1	1	2	25	40	65
	b) Diploma	-	10	10	-	750	750
10	a) Regional Population Training Institute (RPTI), NIPORT	14	-	14	700	-	700
	b) Family Welfare Training Institute (FWTI), DGFP	1	-	1	50	-	50
11	Community Paramedic Institute	-	44	44	-	1980	1980

*Including autonomous and armed forces institutions
 ** Six specialized nursing diploma course: Renal, Cardiac, Pediatric, Trauma, Oncology & Psychiatry

C. Postgraduate Health Professionals' Education Institution

Sl No.	Type of institution	No. of Institution				Type of Degree*	No. of Seat			
		Govt.	Non-Govt.	Autonomous	Total		Govt.	Non-Govt.	Autonomous	Total
1	University*	-	-	5	5	MD/MS	-	-	515	515
						Diploma	-	-	126	126
						MPH/MMed/M.Phil	-	-	18	18
						Total	0	0	659	659
2	Specialized Institute/Centre	17	8	-	25	MD/MS	316	71	-	387
						Diploma	95	62	-	157
						MPH/MMed/M.Phil	193	5	-	198
						Total	604	138	0	742
3	Medical College	16	5	-	21	MD/MS	497	4	-	501
						Diploma	584	31	-	615
						MPH/MMed/M.Phil	165	5	-	170
						Total	1246	40	0	1286
4	Dental College	1	-	-	1	MD/MS	7	-	-	7
						Diploma	6	-	-	6
						MPH/MMed/M.Phil	-	-	-	-
						Total	13	0	0	13
5	Fellowship Institution	-	-	1	1	*				
GRAND TOTAL		34	13	6	53	MD/MS	820	75	515	1410
						Diploma	685	93	126	904
						MPH/MMed/M.Phil	358	10	18	386
						Total	1863	178	659	2700
6	Nursing Institution	9*	16	-	16	Masters	270	1630	-	1900

* Only BSMMU currently conducting courses, other institutions have not started academic activities. Medical, dental colleges and specialized institute/centre are affiliated under medical universities.
 *Bangladesh College of Physicians and Surgeons (BCPS) does not have specified number of seats. It only offers fellowship & membership.
 * Only two nursing institute is currently conducting courses, other institutions have not started academic activities.
 * PhD degree is not included

D. Number of Health Workforce Working under MOHFW (by Grade)

Health Services Division (HSD)

Pay scale	Sanctioned Post	Filled Post			Vacant	% of Vacancy
		Male	Female	Total		
Grade 1-9	105	52	13	65	40	38%
Grade 10	84	53	7	60	24	29%
Grade 11-16	84	49	16	65	19	23%
Grade 17-20	73	40	8	48	25	34%
Total	346	194	44	238	108	31%

Medical Education and Family Welfare Division (MEFWD)

Pay scale	Sanctioned Post	Filled Post			Vacant	% of Vacancy
		Male	Female	Total		
Grade 1-9	66	30	15	45	21	32%
Grade 10	51	22	4	26	25	49%
Grade 11-16	50	36	6	42	8	16%
Grade 17-20	43	31	9	40	3	7%
Total	210	119	34	153	57	27%

HRH DATA SHEET - 2023

Directorate General of Health Services (DGHS)

Pay Scale	Professional Group		Sanctioned Posts	Filled Post			Vacant	% of Vacant
				Male	Female	Total		
Grade 01-09	Doctor	Medical	35342	18531	10835	29366	5976	17%
		Dental	1418	441	366	807	611	43%
		Subtotal	36760	18972	11201	30173	6587	18%
	Alternative Medical Care		698	284	104	388	310	44%
	Non-Medical		598	189	53	242	356	60%
Total (Grade 01 - 09)			38056	19445	11358	30803	7253	19%
Grade 10			1195	533	78	611	584	49%
Grade 11 - 16			72881	30504	18027	48531	24350	33%
Grade 17 - 20			30538	11107	3566	14673	15865	52%
Total			142670	61589	33029	94618	48052	34%

Directorate General of Family Planning (DGFP)

Pay Scale	Professional Group		Sanctioned Post	Filled Post			Vacant	% of Vacancy
				Male	Female	Total		
Grade 01-09	General (Non-Doctor)		748	303	84	387	361	48%
	Medical (Doctor)		1636	651	299	950	686	42%
Subtotal			2384	954	383	1337	1047	44%
Grade 10			1163	157	74	231	932	80%
Grade 11-16			17997	7587	5407	12994	5003	28%
Grade 17-20			32651	2905	19807	22712	9939	30%
Total			54195	11603	25671	37274	16921	31%

Directorate General of Nursing and Midwifery (DGNM)

Pay Scale	Professional Group		Sanctioned Post	Filled Post			Vacant	% of Vacancy
				Male	Female	Total		
Grade 1-9	General		38	3	1	4	34	89%
	Nurse		877	31	275	251	626	71%
	Subtotal		915	34	276	255	660	72%
Grade 10	Nurse		44806	4127	37138	41159	3647	8%
	Midwife		2996	-	2546	2545	451	15%
	General		18	1	6	10	8	44%
Grade 11-16	Nurse		402	40	364	402	-	0%
	General		570	237	26	260	310	54%
Grade 17-20			768	472	52	511	257	33%
Total			50475	4911	40408	45142	5333	11%

Directorate General of Drug Administration (DGDA)

Pay Scale	Sanctioned Post	Filled Post			Vacant	% of Vacancy
		Male	Female	Total		
Grade 1-9	266	92	25	117	149	56%
Grade 10	75	28	3	31	44	59%
Grade 11-16	194	98	24	122	72	37%
Grade 17-20	144	80	10	90	54	38%
Total	679	298	62	360	319	47%

Directorate General of Medical Education (DGME)*

Pay Scale	Sanctioned Post	Filled Post			Vacant	% of Vacancy
		Male	Female	Total		
Grade 1-9	45	24	2	26	19	42%
Grade 10	20	-	-	-	20	100%
Grade 11-16	64	20	4	24	40	63%
Grade 17-20	49	27	1	28	21	43%
Total	178	71	7	78	100	56%

* Headquarter workforce only

HRH DATA SHEET - 2023

Health Economics Unit (HEU)

Pay Scale	Sanctioned Post	Filled Post			Vacant	% of Vacancy
		Male	Female	Total		
Grade 1-9	11	8	2	10	1	9%
Grade 10	2	2	-	2	-	0%
Grade 11-16	13	6	3	9	4	31%
Grade 17-20	5	4	1	5	-	0%
Total	31	20	6	26	5	16%

National Institute of Population Research and Training (NIPORT)

Pay Scale	Sanctioned Post	Filled Post			Vacant	% of Vacancy
		Male	Female	Total		
Grade 1-9	135	53	10	63	72	53%
Grade 10	16	2	4	6	10	63%
Grade 11-16	345	105	53	158	187	54%
Grade 17-20	317	130	65	195	122	38%
Total	813	290	132	422	391	48%

Health Engineering Department (HED)

Pay Scale	Sanctioned Post	Filled Post			Vacant	% of Vacancy
		Male	Female	Total		
Grade 1-9	192	124	13	137	55	29%
Grade 10	413	192	12	204	209	51%
Grade 11-16	231	150	16	166	65	28%
Grade 17-20	217	136	13	149	68	31%
Total	1053	602	54	656	397	38%

National Electro-Medical Equipment Maintenance Workshop & Training Center (NEMEMW & TC)

Pay Scale	Sanctioned Post	Filled Post			Vacant	% of Vacancy
		Male	Female	Total		
Grade 1-9	13	7	-	7	6	46%
Grade 10	14	5	-	5	9	64%
Grade 11-16	47	28	1	29	18	38%
Grade 17-20	21	7	-	7	14	67%
Total	95	47	1	48	47	49%

Transport & Equipment Maintenance Organization (TEMO)

Pay Scale	Sanctioned Post	Filled Post			Vacant	% of Vacancy
		Male	Female	Total		
Grade 1-9	1	1	-	1	-	0%
Grade 10	3	1	-	1	2	67%
Grade 11-16	44	26	-	26	18	41%
Grade 17-20	27	12	-	12	15	56%
Total	75	40	0	40	35	47%

Total Number of Workforce Working under MOHFW

Pay Scale	Sanctioned Post	Filled Post			Vacant	% of Vacancy
		Male	Female	Total		
Grade 1-9	42189	20824	12097	32866	9323	22%
Grade 10	50856	5123	39872	44891	5965	12%
Grade 11-16	92922	38886	23947	62828	30094	32%
Grade 17-20	64853	14951	23532	38470	26383	41%
Total	250820	79784	99448	179055	71765	29%

E. Overview of Priority Categories of Health Workforce under Major Agencies/Organizations of MOHFW

Directorate General of Health Services (DGHS)						
Name of the post	Sanctioned Post	Filled Post			Vacant	% of Vacancy
		Male	Female	Total		
Additional Director General/Equivalent (Principal)	13	8	3	11	2	15%
Professor/Equivalent (Director/Principal)	1115	263	93	356	759	68%
Associate Professor/Equivalent (DD)	1864	591	183	774	1090	58%
Assistant Professor/Equivalent	2696	2447	815	3262	-566	-21%
Lecturer/Equivalent	1682	608	660	1268	414	25%
Senior Consultant/Equivalent (CS, AD)	1082	301	72	373	709	66%
Junior Consultant/Equivalent (UH&FPO)	6221	2159	771	2930	3291	53%
Medical Officer/Assistant Surgeon/Equivalent (Registrar/Asst. Reg./IMO)	22086	12594	8604	21198	888	4%
Sub Assistant Community Medical Officer	5399	2235	1210	3445	1954	36%
Pharmacist	3031	1343	335	1678	1353	45%
Medical Technologist	5956	3160	621	3781	2175	37%
Statistician	577	234	60	294	283	49%
Health Inspector	1411	637	146	783	628	45%
Assistant Health Inspector	4222	1430	1773	3203	1019	24%
Health Assistant	20909	7835	5913	13748	7161	34%
Alternative Healthcare Professionals (All Categories)	701	282	104	386	315	45%
CHCP	14104	6541	6874	13415	689	5%

HRH DATA SHEET - 2023

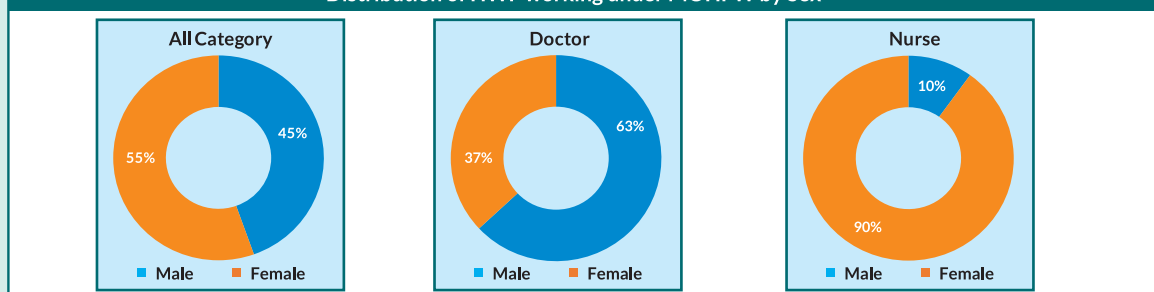
Directorate General of Family Planning (DGFP)

Name of the post	Sanctioned Post	Filled Post			Vacant	% of Vacancy
		Male	Female	Total		
Doctor	1636	651	299	950	685	42%
Family Planning Officer	518	189	50	239	279	54%
Assistant Family Planning Officer	495	143	37	180	315	64%
Assistant Family Welfare Officer	464	-	10	10	454	98%
Senior Staff Nurse	140	-	26	26	114	81%
Medical Technologist	175	2	-	2	173	99%
Sub Assistant Community Medical Officer	2500	1307	569	1876	624	25%
Pharmacist	968	428	119	547	421	43%
Family Welfare Visitor	6362	-	3907	3907	2455	39%
Family Planning Inspector	4500	3986	-	3986	514	11%
Family Planning Assistant	1482	893	475	1368	114	8%
Family Welfare Assistant	23500	-	16150	16150	7350	31%

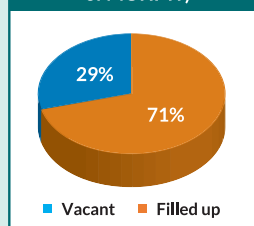
Directorate General of Nursing and Midwifery (DGNM)

Name of the post	Sanctioned Post	Filled Post			Vacant	% of Vacancy
		Male	Female	Total		
Nursing Superintendent/Deputy Nursing Superintendent/District Public Health Nurse	258	-	160	160	98	38%
Nursing supervisor	1208	97	872	969	239	20%
Sr. Staff Nurse/Staff Nurse/Public Health Nurse	43082	3988	35892	39880	3202	7%
Midwife	3514	-	2546	2546	968	28%
Teaching workforce (Grade 1-9)	632	97	134	231	401	63%
Teaching workforce (Grade 10)	429	48	374	422	7	2%

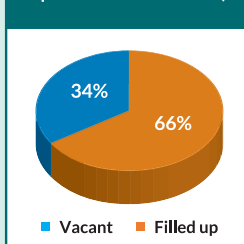
Distribution of HWF working under MOHFW by Sex



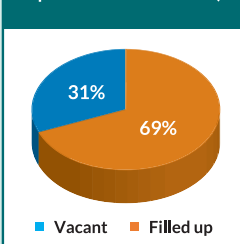
(% of filled up & vacant position under all agencies of MOHFW)



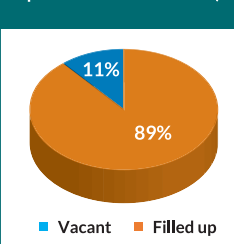
(% of filled up and vacant position under DGHS)



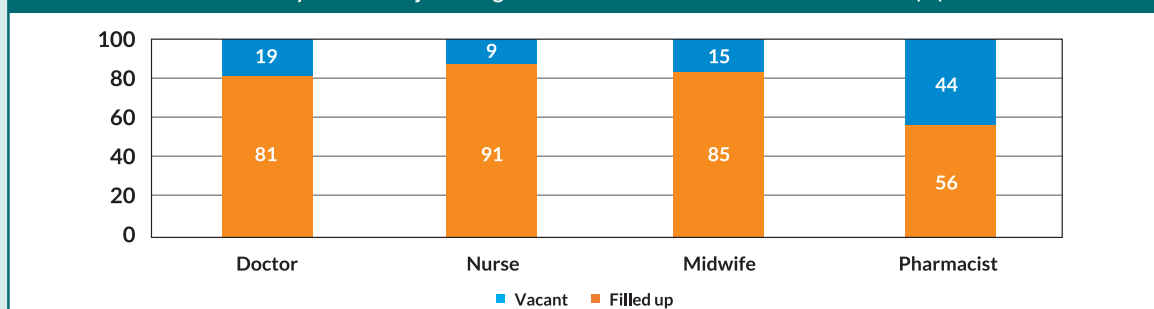
(% of filled up and vacant position under DGFP)



(% of filled up and vacant position under DGNM)



Vacancy Rate of Major Categories of Health Workforce under MOHFW (%)



Global indicators of health workforce and current status of Bangladesh

Indicator	Global Recommendation	Current status of Bangladesh
Density of doctor, nurse and midwife per 10000 population	44.5	12.78
Density of doctor, nurse, and midwife per 10000 population by 2030 based on current production scenario	-	20.15
Health Workforce ratio (physician: nurse & midwife: allied professional)	1:3:5	1:0.75:0.74
Health Workforce ratio (physician: nurse & midwife: allied professional) under MOHFW		1:1.44:0.36

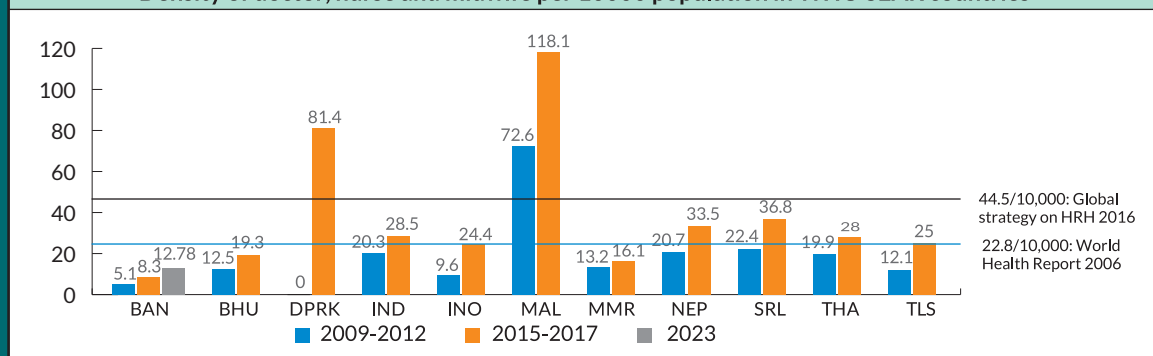
Population: Health workforce ratio in Bangladesh

Type	Number
Number of population per registered physician	1371
Number of registered physician per 10000 population	7.29
Number of registered nurse per 10000 population	5.06
Number of doctor working under DGHS per 10000 population	1.78
Number of medical technologist working under DGHS per 10000 population	0.22

Recruitment of doctor, nurse & midwife in last five years (DGHS & DGNM)

Category	2018	2019	2020	2021	2022
Doctor	180	4734	2000	409	3957
Dentist	-	294	-	-	-
Nurse	5101	-	5075	8135	14
Midwife	1149	-	-	1408	-

Density of doctor, nurse and midwife per 10000 population in WHO SEAR countries



Data Source

- Health Services Division (HSD)
- Medical Education and Family Welfare Division (MEFWD)
- Directorate General of Health Services (DGHS)
- Directorate General of Nursing and Midwifery (DGNM)
- Directorate General of Family Planning (DGFP)
- Directorate General of Drug Administration (DGDA)
- Directorate General of Medical Education (DGME)
- Health Economics Unit (HEU)
- National Institute of Population Research and Training (NIPORT)
- Health Engineering Department (HED)
- National Electro- Medical Equipment Maintenance Workshop & Training (NEMEMW & TC)
- Transport & Equipment Maintenance Organization (TEMO)
- Bangabandhu Sheikh Mujib Medical University (BSMMU)
- Bangladesh Medical & Dental Council (BMDC)
- Bangladesh Nursing and Midwifery Council (BNMC)
- State Medical Faculty of Bangladesh
- Pharmacy Council of Bangladesh
- Bangladesh Homoeopathic Board
- Bangladesh Board of Unani and Ayurvedic Systems of Medicine
- Progress reports on selected Regional Committee resolutions
- Regional Committee Documents, WHO SEARO, 2022
- Preliminary Report on Population and Housing Census 2022
- Bangladesh Bureau of Statistics (BBS)

PUBLISHED BY

Human Resources Branch, Health Services Division, Ministry of Health and Family Welfare
Bangladesh Secretariat, Dhaka-1000

Web: www.hsd.gov.bd, Email: hrm@hsd.gov.bd

Technical Support: World Health Organization Bangladesh